

C&L Aerospace



APU Model: T-62T-40C14

Aircraft: ERJ-135 / 145

APU P/N: 4504113A

LSV Date for Refurbishment: February 9, 2024

TSN: 4,364 **TSLR:** 0 **CSN:** 10,356 **CSLR:** 0 **LSV Date:** February 9, 2024

T-62T-40C14 S/N SP-E1328147

SUMMARY:


This APU was inducted to NEXt MRO in February 2024 where it was inspected, repaired, and preserved with an FAA 8130-3 Dual Release. There are no outstanding Airworthiness Directives or Alert Service Bulletins due at this time.

LIFE LIMITED PARTS:

ITEM	P/N	TSN	CSN	LIFE LIMIT	CYCLES REMAINING
Turbine Wheel	4504847	4,364	10,356	15,000	4,644
Compressor Wheel	4504253	4,364	10,356	50,000	39,644

LRU ACCESSORIES:

ITEM	P/N	TSN
Fuel Solenoid Valve	4952316-2	UNK
Servo Control Bleed Air Valve	4952829	UNK
Anti-Surge Valve	4950899	UNK
Low Oil Pressure Switch	4952366	UNK
High Oil Temperature Switch	4952459-1	UNK
Speed Sensor Assy	4504185D	UNK
Gearbox Assy	4504235E	UNK
Ignitors (x2)	4952382	UNK
Engine Control Harness	4504230B	UNK
Fuel Control Assy	4504616B	UNK
Flow Divider	4951486	UNK
Ignition Exciter	4950745	UNK
Data Memory Module	4505576A	UNK
Air/Oil Cooler	4950929	UNK
Ambient Pressure	4504196A	UNK



C&L Aerospace

APU Model: T-62T-40C14

Aircraft: ERJ-135 / 145

APU P/N: 4504113A

LSV Date for Refurbishment: February 9, 2024



TSN: 4,364

TSLR: 0

CSN: 10,356

CSLR: 0

LSV Date: February 9, 2024

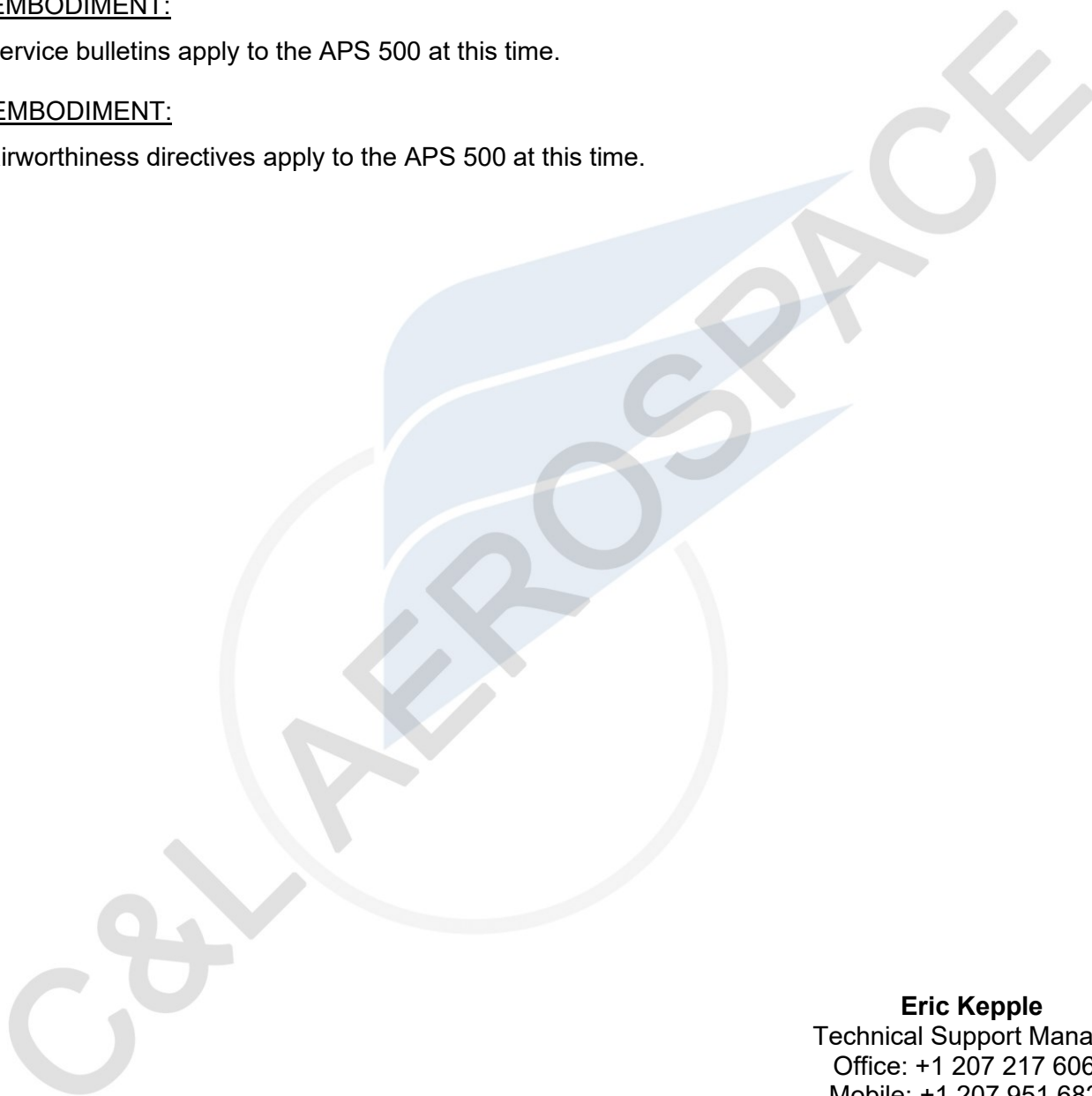
T-62T-40C14 S/N SP-E1328147

SB EMBODIMENT:

No service bulletins apply to the APS 500 at this time.

AD EMBODIMENT:

No airworthiness directives apply to the APS 500 at this time.



***Note:**

The information contained in this document has been provided by C&L Aerospace, LLC and is accurate to the best of their knowledge. C&L Aerospace, LLC is not liable for any errors which may be contained in this document. Parties interested in the products shown in this document are responsible for verifying the accuracy of all subject matter.

Eric Kepple
Technical Support Manager
Office: +1 207 217 6060
Mobile: +1 207 951 6820
eric.k@cla.aero
40 Wyoming Ave.
Bangor, ME 04401



Next MRO

AN AEROSPACE ENGINEERING GROUP COMPANY



FAA REPAIR STATION # FIDR645K



SHOP VISIT REPORT

C&L AEROSPACE

WORK ORDER 1012414

UNIT P/N: 4504113A

S/N: SP-E1328147

MODEL APS 500R

1. Approving Civil Aviation Authority/Country: FAA/UNITED STATES	2. AUTHORIZED RELEASE CERTIFICATE FAA Form 8130-3, AIRWORTHINESS APPROVAL TAG	3. Form Tracking Number: 11120
---	---	--

4. Organization Name and Address: NEX T MRO LLC 15800 N.W. 49th Avenue, Miami Gardens, FL 33014 USA, 305/230-4305 (FIDR645K)	5. Work Order/Contract/Invoice Number: 1012414 / R655760
--	--

6. Item:	7. Description:	8. Part Number:	9. Quantity:	10. Serial Number:	11. Status/Work:
1	APU, T-62T-40C14	4504113A	1	SP-E1328147	REPAIRED

12. Remarks: **The work performed has been accomplished in accordance with 1461,ENGINE MANUAL,Revision # 18 DN 40C14-1 Revision Date 01/Jul/2022. Pertinent details are on file at this repair station under WO 1012414.**

Turbine Wheel P/N: 4504847 S/N: HJ261 CSN: 10356 Remaining: 4644 cycles. APU TSN: 4364 hrs CSN: 10356 cycles
 Compressor Wheel P/N: 4504253 S/N: SIF1893 CSN: 10356 Remaining: 39644 cycles.
 Preservation is good until: 08 Feb 2025

Certifies that the work specified in block 11/12 was carried out in accordance with EASA Part-145 and in respect to that work the component is considered ready for release to service under EASA Part-145 Approval Number: EASA 145.4449.

13a. Certifies the items identified above were manufactured in conformity to:	14a. <input checked="" type="checkbox"/> 14 CFR 43.9 Return to Service <input checked="" type="checkbox"/> Other regulation specified in Block 12
<input type="checkbox"/> Approved design data and are in condition for safe operation. <input type="checkbox"/> Non-approved design data specified in Block 12.	Certifies that unless otherwise specified in Block 12, the work identified in Block 11 and described in Block 12 was accomplished in accordance with Title 14, Code of Federal Regulations, part 43 and in respect to that work, the items are approved for return to service.

13b. Authorized Signature:	13c. Approval/Authorization No.:	14c. Approval/Certificate No.:
		FIDR645K
13d. Name (Typed or Printed)	13e. Date (dd/mm/yyyy):	14e. Date (dd/mm/yyyy):
MAIRIN MEDINA		09/Feb/2024

User/Installer Responsibilities	
It is important to understand that the existence of this Document alone does not automatically constitute authority to install the aircraft/engine/propeller/article. Where the user/installer performs work in accordance with the national regulations of an Airworthiness Authority different than the Airworthiness Authority of the country specified in block 1, it is essential that the user/installer ensures that his/her Airworthiness Authority accepts aircraft engine(s)/propeller(s)/article(s) from the Airworthiness Authority of the country specified in block 1. Statements in block 13a and 14a do not constitute installation certification. In all cases aircraft maintenance records must contain an installation certification issued in accordance with national regulations by the user/installer before the aircraft may be flown.	



Next MRO
AN AEROSPACE ENGINEERING GROUP COMPANY
FAA REPAIR STATION # FIDR645K

WORK ORDER NUMBER: 1012414
CUSTOMER: C&L AEROSPACE
PART NUMBER: 4504113A
SERIAL NUMBER: SP-E1328147
MODEL: APS 500R
DATE: 02-09-2024

INCOMING PHOTOS



Fig. 1




Fig. 2



Fig 3




Fig. 4



WORK ORDER NUMBER: 1012414
CUSTOMER: C&L AEROSPACE
PART NUMBER: 4504113A
SERIAL NUMBER: SP-E1328147
MODEL: APS 500R
DATE: 02-09-2024

GENERAL INFORMATION

RECEIVED DATE: 11-30-2023

CUSTOMER PO: R655760

CUSTOMER REASON FOR REMOVAL

Unknow.

CUSTOMER REQUESTED WORKSCOPE

Perform a run- as-received test. Post test cell borescope and long-term preservation.

INCOMING APU TIMES AND CYCLES

TOTAL HRS AT REMOVAL: 4363 hrs.

TOTAL CYCLES AT REMOVAL: 10352 Cycles.



NEXt MRO

AN AEROSPACE ENGINEERING GROUP COMPANY

FAA REPAIR STATION # FIDR645K

WORK ORDER NUMBER: 1012414
CUSTOMER: C&L AEROSPACE
PART NUMBER: 4504113A
SERIAL NUMBER: SP-E1328147
MODEL: APS 500R
DATE: 02-09-2024

RECEIVING REPORT

CONDITION OF APU WHEN RECEIVED

MISSING PARTS

- UNIT RECEIVED OILY AND DIRTY
- UNIT RECEIVED IN DAMAGED CONDITION
- PHOTOS TAKEN
- UNIT RECEIVED DISASSEMBLED
- UNIT RECEIVED IN GOOD VISIBLE CONDITION
- UNIT ROTATING GROUP TURNS FREELY
- UNIT ROTATING GROUP SEIZED
- UNIT WITH MISSING PARTS

REMARKS:

N/A



NEXT MRO

AN AEROSPACE ENGINEERING GROUP COMPANY

FAA REPAIR STATION # FIDR645K

WORK ORDER NUMBER: 1012414
CUSTOMER: C&L AEROSPACE
PART NUMBER: 4504113A
SERIAL NUMBER: SP-E1328147
MODEL: APS 500R
DATE: 02-09-2024

TEARDOWN REPORT

TAILPIPE INSPECTION

- MINOR WEAR
- CRACKS AND NICKS
- MISSING MATERIAL
- EROSION
- METAL IN TAILPIPE
- PARTS BENT
- PARTS BURNED
- NO DAMAGE NOTED
- OTHER: _____

INLET INSPECTION

- FOREIGN OBJECT DAMAGE (F.O.D)
- MINOR NICKS
- MAJOR NICKS ON ROTATING GROUP
- MISSING MATERIAL
- THICK AND HARD DIRT DEPOSITS
- CORROSION
- OIL LEAKS EVIDENCE
- NO DAMAGE NOTED
- OTHER: SEE REMARKS

REMARKS:

Impeller is stuck due heavy corrosion on Inlet Housing.



TEARDOWN REPORT

COMBUSTION ASSY

- UNIT IN GOOD VISIBLE CONDITION
- CRACKED SURFACES
- CRACKED WELDED JOINTS
- SURFACES DEFORMED
- WORN RING
- GROMMET IS IN BAD CONDITION
- DEFORMED
- TBC IN GOOD VISIBLE CONDITION
- OTHER: SEE REMARKS

TURBINE NOZZLE

P/N: 4505479

- NO VISIBLE DAMAGE
- MISSING MATERIAL
- VANES CRACKED
- WORN VANES
- BURNED AND ERODED
- NICKS
- UNIT IN GOOD VISIBLE CONDITION
- OTHER: _____

REMARKS:

Combustion Liner: Carbon deposits. Several sections burned.





NEXT MRO

AN AEROSPACE ENGINEERING GROUP COMPANY

FAA REPAIR STATION # FIDR645K

WORK ORDER NUMBER: 1012414
CUSTOMER: C&L AEROSPACE
PART NUMBER: 4504113A
SERIAL NUMBER: SP-E1328147
MODEL: APS 500R
DATE: 02-09-2024

TEARDOWN REPORT

TURBINE WHEEL

P/N: 4504847 S/N: HJ261

- BLADE TIPS WORN
- CRACKS IN SADDLE AREA
- BLADE TIPS CRACKED AND ERODED
- MISSING MATERIAL
- HUB CRACKED
- NICKS
- NO VISIBLE DAMAGE
- OTHER: _____

COMPRESSOR WHEEL

P/N: 4504253 S/N: SIF1893

- BLADE TIPS WORN
- CRACKS IN SADDLE AREA
- BLADE TIPS CRACKED AND ERODED
- MISSING MATERIAL
- HUB CRACKED
- SHAFT JOURNALS WORN
- NO VISIBLE DAMAGE
- OTHER: _____

REMARKS:

N/A

TEARDOWN REPORT

INLET HOUSING

P/N: 4504117B S/N: 1356

- HOUSING WORN
- HOUSING CRACKED
- HOUSING ERODED
- HOLES IN BAD CONDITION
- UNIT IN GOOD VISIBLE CONDITION
- OTHER: CORROSION

DIFFUSER

P/N: 4507965 S/N: NSN

- NICKS
- DENTS
- CRACK
- WORN VANES
- UNIT IN GOOD VISIBLE CONDITION
- OTHER: EROSION

REMARKS:

Inlet Housing: Corrosion. Shroud contour has the abradable material deteriorated.



NEXT MRO

AN AEROSPACE ENGINEERING GROUP COMPANY

FAA REPAIR STATION # FIDR645K

WORK ORDER NUMBER: 1012414
CUSTOMER: C&L AEROSPACE
PART NUMBER: 4504113A
SERIAL NUMBER: SP-E1328147
MODEL: APS 500R
DATE: 02-09-2024

TEARDOWN REPORT

DAMAGE OR FINDING REPORT (FORM 100)

WORK ORDER FORM 100

NExT MRO LLC
15800 N.W. 49th Avenue
Miami Gardens, FL 33014 USA



FAA CRS No: FIDR645K
WORK ORDER: 1012414-23

305/230-4305

Customer: CLA001 / C&L AVIATION SERVICES LLC

Dept#:APU

Location:APU

Cust RO#: R655760

Step:FINAL QUALITY INSPECTI

Warranty Code: 00 / 0

Mfr: HAMILTON

Goodthru AD#:

Outgoing 4504113A / APU, T-62T-40C14

S/N:SP-E1328147

Incoming P/N: 4504113A

Incoming S/N: SP-E1328147

Incoming Work Req.: REPAIR

Outgoing Work Req: REPAIR

Manual#: 1461

RevDate: 01/Jul/2022 Rev#: 18 DN 40C14-1

ATA: 40C14-2

Tools: T0439001, T0439002, T0439003, T0439, T0105012, T0439004, T0439005, T0439006

Reason/Rm:

unk

Date Recvd: 30/Nov/2023

Date Reqr'd:

Date Estmtd:

PRELIMINARY INSPECTION:

DATE: 01/Dec/2023

INSPECTOR: MAIRIN MEDINA

P/N AND S/N VERIFIED PER DATAPLATE

THE UNIT IS SEIZED

PRE TEST (Yes/No): N

DATE: 01/Dec/2023

INSPECTOR: MAIRIN MEDINA

N/A

HIDDEN DAMAGE:

N

TEARDOWN FINDINGS:

THE UNIT WAS RECEIVED ON ITS CRATE. THE CUSTOMER REQUEST
A RUN AS RECEIVED TEST. THE UNIT CAN NOT BE TESTED BECAUSE
IT IS SEIZED.

A BORESCOPE INSPECTION WAS PERFORMED, DETAILS ARE DESCRIBED
AS FOLLOW:

- COMBUSTOR LINER: CARBON DEPOSITS. SEVERAL SECTIONS BURNED
- TURBINE WHEEL: TIPS CORRODED.
- TURBINE NOZZLE: EROSION PROPER OF ITS USAGE.
- INLET AREA: ABRADABLE MATERIAL DETERIORATED. IMPELLER STUCK.
- DIFFUSER: VANES ERODED.

THE UNIT REQUIRES A TOTAL TEARDOWN FOR FURTHER EVALUATION.



WORK ORDER FORM 100

NEXT MRO LLC
15800 N.W. 49th Avenue
Miami Gardens, FL 33014 USA



FAA CRS No: FIDR645K
WORK ORDER: 1012414-23

305/230-4305

Customer: CLA001 / C&L AVIATION SERVICES LLC

Dept#:APU

Location:APU

Cust RO#: R655760

Step:FINAL QUALITY INSPECTI

Warranty Code: 00 / 0

Mfr: HAMILTON

Goodthru AD#:

Outgoing 4504113A / APU, T-62T-40C14

S/N:SP-E1328147

TEARDOWN FINDINGS:

THE UNIT WAS DISASSEMBLED, CLEANED AND INSPECTED IN REFERENCE TO THE MANUFACTURER'S PROCEDURES. FINDINGS ARE DESCRIBED AS FOLLOW:

- INLET HOUSING ASSY P/N: 4504117B S/N: 1356 SHROUD CONTOUR HAS THE ABRADABLE MATERIAL DETERIORATED.
- SECONDARY FUEL MANIFOLD ASSY P/N:4951610 S/N: 07369575-01 CUTS IN THE INSULATION. IT REQUIRES REPAIR.
- SENSOR SPEED P/N: 4504185D S/N: 0157904 FAILED FUNCTIONAL TEST. IT REQUIRES REPLACEMENT.
- ANTISURGE VALVE P/N: 4950899 S/N: 1515 FAILED THE FUNCTIONAL TEST.

TECHNICIAN:JAIRO MONTOYA

DATE: 12/Dec/2023 INSPECTOR: MAIRIN MEDINA

FINAL INSPECTION BEFORE ASSEMBLY:

DATE: 02/Feb/2024 INSPECTOR: MAIRIN MEDINA

CORRECTIVE ACTION:

THE UNIT WAS DISASSEMBLED, CLEANED, INSPECTED AND REPAIRED IN REFERENCE TO THE MANUFACTURER'S PROCEDURES.

- INLET HOUSING ASSY P/N: 4504117B S/N: 1356 WAS REPLACED IN REFERENCE TO THE MANUFACTURER'S PROCEDURES S/N ON: 09B23
- SECONDARY FUEL MANIFOLD ASSY P/N: 4951610 S/N; 07369575-01 WAS REPAIRED IN REFERENCE TO THE MANUFACTURER'S PROCEDURES.
- SENSOR SPEED P/N: 4504185D S/N: 0157904 WAS REPLACED IN REFERENCE TO THE MANUFACTURER'S PROCEDURES. S/N ON: 2147464.
- ANTISURGE VALVE P/N: 4950899 S/N: 1515 WAS REPLACED IN REFERENCE TO THE MANUFACTURER'S PROCEDURES. S/N ON: 1365.

THE UNIT WAS TESTED AND PRESERVED I/R/W THE ENGINE MANUAL 40C14-1 REVISION 18 DATED JULY 1, 2022 AND IT IS READY TO RETURN TO SERVICE.

TECHNICIAN:DAVID PEREZ

DATE: 09/Feb/2024 INSPECTOR: MAIRIN MEDINA

MODIFICATION/SERVICE BULLETINS:



WORK ORDER FORM 100

NExT MRO LLC
15800 N.W. 49th Avenue
Miami Gardens, FL 33014 USA



FAA CRS No: FIDR645K
WORK ORDER: 1012414-23

305/230-4305

Customer: CLA001 / C&L AVIATION SERVICES LLC

Dept#:APU

Location:APU

Cust RO#: R655760

Step:FINAL QUALITY INSPECTI

Warranty Code:00 / 0

Mfr: HAMILTON

Goodthru AD#:

Outgoing 4504113A / APU, T-62T-40C14

S/N:SP-E1328147

MODIFICATION/SERVICE BULLETINS:

N/A

Test Data Used: EM 40C14-1 REVISOON 18 DATED JULY 1, 2022

Test Technician: DAVID PEREZ DATE: 09/Feb/2024

Inspector: MAIRIN MEDINA DATE: 09/Feb/2024

Final Inspection:MAIRIN MEDINA DATE: 09/Feb/2024

Technician: DAVID PEREZ DATE: 09/Feb/2024

Inspector: MAIRIN MEDINA DATE: 09/Feb/2024

ADDITIONAL COMMENTS:

UNIT PRESERVED UNTIL 08 FEB 2025

BER Charge if unit is found to be BER: 9800.00

Quoted units MUST be approved within 10 business days. Part pricing and availability subject to change after 10 days from Quote date.

If a disposition is not received after 30 days, storage fees may apply. If this unit is declared Beyond!

Economical Repair (BER) and NExT MRO is requested to scrap the unit in-house, it is the understanding that all remaining Serviceable components within the unit may be tagged as such and become the property of NExT MRO. Any Customer unit remaining at NExT MRO for more than 90 calendar days, where the quote is neither approved nor rejected from the date of quote, may be subject to evaluation and storage fees and after 180 days be considered abandoned material subject to immediate disposition in accordance with NExT MRO internal processes.

Standard Warranty Policy Period (unless otherwise stated):

Bench Check/Inspect - No Warranty, Repair - 6 Months, Overhaul - 12 Months

MAINTENANCE RELEASE RECORD

THE COMPONENT IDENTIFIED ABOVE WAS REPAIRED IN ACCORDANCE WITH THE CURRENT REGULATIONS OF THE FEDERAL AVIATION ADMINISTRATION, AND IS APPROVED FOR RETURN TO SERVICE. OTHER PERTINENT DETAILS OF THE REPAIR ARE ON FILE AT THIS REPAIR STATION.

Approved For Return to Service by MAIRIN MEDINA

Date 09/Feb/2024





NEXT MRO

AN AEROSPACE ENGINEERING GROUP COMPANY



FAA REPAIR STATION # FIDR645K

WORK ORDER NUMBER: 1012414
CUSTOMER: C&L AEROSPACE
PART NUMBER: 4504113A
SERIAL NUMBER: SP-E1328147
MODEL: APS 500R
DATE: 02-09-2024

LIFE LIMITED PARTS



NEXT MRO



AN AEROSPACE ENGINEERING GROUP COMPANY

FAA REPAIR STATION # FIDR645K

LIFE LIMIT PARTS SUMMARY

CUSTOMER: C&L AEROSPACE

APU MODEL: APS 500R

APU P/N: 4504113A

WO #: 1012414

APU SERIAL #: SP-E1328147

DATE: 02-09-2024

COMPONENT	P/N	S/N	INSTALL DATE	CYCLES SINCE NEW	LIFE LIMIT CYCLES	REMAINING CYCLES
TURBINE WHEEL	4504847	HLJ261	MAR 25, 2013	10356	15000	4644
IMPELLER	4504253	SIF1893	MAR 25, 2013	10356	50000	39644

Note: The life-limited parts summary is a result of data supplied by the customer and where applicable, data from the records system.

INVENTORY

DESCRIPTION	QTY	P/N RECEIVED	S/N RECEIVED	P/N SHIPPED	S/N SHIPPED	WORKSCOPE
Cooler, Air/ Oil	1	4950929	752333-005	4950929	752333-005	TESTED
Exciter, Ignition	1	4950745	J13060238	4950745	J13060238	TESTED
Data Memory	1	4505576A	3801	4505576A	3801	TESTED
Valve Solenoid- Fuel	1	4952316-2	2344	4952316-2	2344	TESTED
Anti-Surge	1	4950899	1515	4950899	1365	N/A
Fuel Control Assy	1	4504616B	11-01-195	4504616B	11-01-195	TESTED
Flow Divider	1	4951486	1403	4951486	1403	TESTED
Gearbox Assy	1	4504235E	140328HP	4504235E	140328HP	TESTED
Switch Low Oil P	1	4952366	1677A	4952366	1677A	TESTED
Ambient Pressure	1	4504196A	V00-S0162336	4504196A	V00-S0162336	TESTED
Switch, High Oil T	1	4952459-1	1110	4952459-1	1110	TESTED
Engine Harness	1	4504230B	KAR50	4504230B	KAR50	TESTED
Ignitor	1	4952382	NSN	4952382	NSN	TESTED
Ignitor	1	4952382	NSN	4952382	NSN	TESTED
Bleed Air Valve	1	4952829	3625	4952829	3625	TESTED
Speed Sensor	1	4504185D	0157904	4504185D	2147464	N/A



NEXT MRO

AN AEROSPACE ENGINEERING GROUP COMPANY

FAA REPAIR STATION # FIDR645K

WORK ORDER NUMBER: 1012414
CUSTOMER: C&L AEROSPACE
PART NUMBER: 4504113A
SERIAL NUMBER: SP-E1328147
MODEL: APS 500R
DATE: 02-09-2024

COMPONENT CHANGE RECORD

COMPONENT	REMOVED P/N	REMOVED S/N	INSTALLED P/N	INSTALLED S/N	DATE
SENSOR SPEED	4504185D	0157904	4504185D	2147464	02-09-2024
ANTI SURGE VALVE	4950899	1515	4950899	1365	02-09-2024
AIR INLET HOUSING	4504117B	1356	4504117B	09B23	02-09-2024
BEARING BALL	4502042	7163-6026	4502042	4041	02-09-2024
BEARING ROLLER	4951506	3331-5015	4951506	14660-0142	02-09-2024

AD AND SB INCORPORATED

AIRWORTHINESS DIRECTIVE REPORT

The Airworthiness Directive (AD) report describes AD's complied with at this shop visit.

AD NUMBER	AMENDMENT	DESCRIPTION	STATUS
N/A	N/A	None apply to the APS 500 at this time	N/A

SERVICE BULLETIN REPORT

The following service bulletins were incorporated into this APU during this shop visit.

SB NUMBER	REVISION NUMBER	DATE	DESCRIPTION
N/A	N/A	N/A	N/A



NEXT MRO

AN AEROSPACE ENGINEERING GROUP COMPANY



FAA REPAIR STATION # FIDR645K

WORK ORDER NUMBER: 1012414
CUSTOMER: C&L AEROSPACE
PART NUMBER: 4504113A
SERIAL NUMBER: SP-E1328147
MODEL: APS 500R
DATE: 02-09-2024

TEST DATA SHEET

WO: 1012414
CUST: C&L AEROSPACE

ENG T-62T-40C14
DATE 02/09/2024

P/N: 4504113A
S/N: SP-E1328147

TEST DATA	TEST STEP			
	No Load	Bleed Air Load	Shaft Load	Shaft & Bleed Air Load
Baro Pressure (psi)	14.67	14.67	14.67	14.67
Inlet Temperature T1 °F	78.00	79.50	81.50	82.10
Bleed Air flow (lb/min)	-	90.38	-	71.70
Cor. Bleed Air Flow (lb/min)	-	89.75	-	23.40
Compressor Pressure (psi)	-	44.50	56.40	47.88
Load Pressure (psi)	-	52.32	15.01	61.08
Load pressure cor. (psi)	-	59.10	-	62.29
Bleed Air temp. °F	-	441.24	88.40	442.35
Cor. Bleed Air temp °F	-	441.34	-	441.21
Engine EGT 1 °F	605.10	1265.20	648.10	1029.00
Engine EGT 2 °F	580.10	1272.50	633.40	1115.20
Tail Pipe EGT °F	581.05	1267.50	630.10	1072.60
Cor tail pipe EGT °F	-	1262.30	0.00	1070.20
Turbine Vibration (g)	2.00	2.10	2.20	2.20
Accessory Vibration (g)	1.02	1.02	1.02	1.02
Tail Pipe pressure (psi)	14.67	14.67	14.67	14.67
Oil pressure (psi)	70.52	70.61	70.38	70.44
Oil temperature °F	220.10	231.40	228.70	220.40
Gear box Air pressure (psi)	0.18	0.18	0.18	0.19
Fuel temperature (°F)	62.10	62.10	63.20	63.19
Fuel pressure (psi)	33.50	33.50	34.20	33.57
Cor. Shaft load Kw	0.00	0.00	20.04	11.05
Fuel flow (lb/h)	101.31	191.20	111.45	171.30
Corrected Fuel Flow (lb/h)	102.70	192.10	112.10	172.74
N1 speed (rpm)	63512.00	63514.00	63601.00	63609.00
OPERATING LIMITS				
Min. Air Flow Lb/min	-	81.18	-	-
Max. EGT corrected °F	-	-	-	1192.50
Min. Press Load cor (psi)	-	51.58	-	56.84
Max. cor. Load temp °F	-	469.12	-	468.25
Max cor. Fuel flow (lb/h)	-	-	-	182.10

OUTGOING BSI PHOTOS



Fig. 1



Fig. 2



Fig. 3



Fig. 4



Fig. 5



Fig. 6



Fig. 7



Fig. 8



Fig. 9



NEXT MRO

AN AEROSPACE ENGINEERING GROUP COMPANY

FAA REPAIR STATION # FIDR645K

WORK ORDER NUMBER: 1012414
CUSTOMER: C&L AEROSPACE
PART NUMBER: 4504113A
SERIAL NUMBER: SP-E1328147
MODEL: APS 500R
DATE: 02-09-2024



Fig. 10



Fig.11



Fig.12



Fig. 13



Fig.14



Fig.15



Fig. 16



Fig.17



Fig.18

**AUXILIARY POWER UNIT
LOG BOOK**



NEXT MRO

AN AEROSPACE ENGINEERING GROUP COMPANY



February 9th, 2024

WO 1012414

Auxiliary Power Unit P/N: 4504113A S/N: SP-E1328147

To whom it may concern,

This is to certify that the Auxiliary Power Unit P/N: 4504113A and S/N: SP-E1328147 were operated during the shop visit with:

- OIL: Turbo Oil 2380
- Fuel: Jet A1 (ASTM D1655)

This unit has been drained of all fluids and has been filled with Royco Preservation Oil for shipping and storage purposes only. The unit must be purged of all preservation oil prior to servicing and installation.

Please feel free to contact me should you have any additional questions or concerns.

David Perez

APU Production Manager



NExT MRO

AN AEROSPACE ENGINEERING GROUP COMPANY



February 09th, 2023

Subject: Preservation

Auxiliary Power Unit P/N: 4504113A S/N: SP-E1328147

To whom it may concern,



This letter is to confirm that the component mentioned above has been preserved in reference to the manufacturer's standard procedures.

Preservation is good until 08-Feb-2025

Please feel free to contact me should you have any additional questions or concerns.

David Perez

APU Production Manager

1. Approving Civil Aviation Authority /Country: FAA/United States		2. <h2 style="text-align: center;">AUTHORIZED RELEASE CERTIFICATE</h2> <p style="text-align: center;">FAA FORM 8130-3, AIRWORTHINESS APPROVAL TAG</p>		3. Form Tracking Number: 177270-1 Job Number: 177270-1-1	
4. Organization Name and Address: Bearing Inspection, Inc. 4422 Corporate Center Drive Los Alamitos, CA 90720-2539 USA					
FAA Repair Station: SP3R849L					
5. Work Order/Contract/Invoice Number: R654627/1 60196		11. Status/Work: Overhauled			
6. Item: 1 APS1000 THRUST BALL BEARING		8. Part Number: 4502042		10. Serial Number: 4041	
7. Description: 1 APS1000 THRUST BALL BEARING		9. Quantity: 1			
12. Remarks: Documents describing the actual work performed are on file at BEARING INSPECTION, INC. BEARING REFURBISHED/RECONDITIONED IN ACCORDANCE WITH FAA APPROVED PRODUCT SPEC. C747 REV L AND INSPECTED IAW SPM P/N 490001 REV 5 AUG/25/2015 Bearing Inspection, Inc. Certifies that the work specified in Blocks 11/12 was performed in accordance with EASA part 145 approval and with respect to that work the aircraft component is considered ready for release to service under EASA Approval Number: EASA.145.4245					
13a. Certifies the items identified above were manufactured in conformity to: <input type="checkbox"/> Approved design data and are in a condition for safe operation. <input type="checkbox"/> Non-approved design data specified in Block 12.		14a <input checked="" type="checkbox"/> 14 CFR 43.9 Return to Service Certifies that unless otherwise specified in Block 12, the work identified in Block 11 and described in Block 12 was accomplished in accordance with Title 14, Code of Federal Regulations, part 43 and in respect to that work, the items are approved for return to service.		Other regulation specified in Block 12 <input checked="" type="checkbox"/>	
13b. Authorized Signature:		13c. Approval Authorization No:		14c. Approval/Certificates No: SP3R849L	
13d. Name (Typed or Printed):		13e. Date (dd/mm/yyyy):		14d. Date (dd/mm/yyyy): 20/Dec/2023	
		14b. Authorized Signature: 			
14d. Name (Typed or Printed): Gregory Fajardo					
User/Installer Responsibilities					
It is important to understand that the existence of this document alone does not automatically constitute authority to install the aircraft engine/propeller/article. Where the user/installer performs work in accordance with the national regulations of an airworthiness authority different than the airworthiness authority of the country specified in Block 1, it is essential that the user/installer ensures that his/her airworthiness authority accepts aircraft engine(s)/propeller(s)/article(s) from the airworthiness authority of the country specified in Block 1. Statements in Blocks 13a and 14a do not constitute installation certification. In all cases, aircraft maintenance records must contain an installation certification issued in accordance with the national regulations by the user/installer before the aircraft may be flown.					

1. Approving Civil Aviation Authority/Country: FAA/UNITED STATES	2. AUTHORIZED RELEASE CERTIFICATE FAA Form 8130-3, AIRWORTHINESS APPROVAL TAG	3. Form Tracking Number: 23551127479
4. Organization Name and Address: PRATT & WHITNEY 3825 ROYAL SOUTH PKWY ATLANTA, GA 30349 US		5. Work Order/Contract/Invoice Number: 561127479
		Page 1 of 2

6. Item	7. Description	8. Part Number	9. Quantity	10. Serial Number	11. Status/Work
1	BEARING, ROLLER	4951506	13	14660-0130 14660-0131 14660-0132 14660-0133 14660-0134 14660-0135 14660-0136 14660-0137 14660-0138 14660-0139	NEW

12. Remarks: AIRWORTHINESS APPROVAL TSO: C77A ETSO: EASA.IM.210.10017321
This BEARING is a subcomponent of a TSO authorization. This article meets the special requirements of Canada. Complied with all applicable Airworthiness Directives and Service Bulletins (Including Alert Service Bulletins). For a complete list of eligibilities, reference the attached Bilateral Agreement Eligibility Attachment document.

13a. Certifies the items identified above were manufactured in conformity to: <input checked="" type="checkbox"/> Approved design data and use in a condition for safe operation. <input type="checkbox"/> Non-approved design data specified in Block 12.		14a. <input type="checkbox"/> 14 CFR 43.9 Return to Service <input type="checkbox"/> Other regulation specified in Block 12 Certifies that unless other wise specified in Block 12, the work identified in Block 11 was described in Block 12 was accomplished in accordance with Title 14, Code of Federal Regulations, part 43 and in respect to that work, the items are approved for return to service.	
13b. Authorized Signature: <i>Shadaisha M. Jones</i>	13c. Approval/Authorization No: ODA800004NE	14b. Authorized Signature:	14c. Approval/Certificate No:
13d. Name (Typed or Printed): SHADAISHA JONES	13e. Date (dd/mm/yyyy): 05/JUN/2023	14d. Name (Typed or Printed):	14e. Date (dd/mm/yyyy):

User/Installer Responsibilities:
It is important to understand that the existence of this document alone does not automatically constitute authority to install the aircraft engine/propeller/article. Where the user/installer performs work in accordance with the national regulations of an airworthiness authority different than the airworthiness authority of the country specified in Block 1, it is essential that the user/installer ensures that his/her airworthiness authority accepts aircraft engine(s)/propeller(s)/article(s) from the airworthiness authority of the country specified in Block 1. Statements in Block 13b and 14a do not constitute installation certification. In all cases, aircraft maintenance record must contain an installation certification issued in accordance with the national regulations by the user/installer before the aircraft may be flown.
The conditions and tests required for TSO approval of this article are minimum performance standards. It is the responsibility of those installing this article either on or within a specific type or class of aircraft to determine that the aircraft installation conditions are within the TSO standard. TSO articles must be approved for installation per the applicable airworthiness requirements.
FAA Form 8130-3(02-14)

NSN: 0052-00-012-9005

USE TRUE CERTIFIED ORIGINAL DOCUMENTS ARE ON FILE AND AVAILABLE FOR REVIEW UPON REQUEST

Copie Certifiée - Certified True Copy
 Timbre - Stamp: 801007527/1
 Nom - Name: VAN BISSOON
 Signature: *V BISSOON*
 Date: JJ/MM/AAAA 19 JUN 2023
 Quantité/Quantity: 11 de/et 13
 est expédié sous ce certificat de copie certifiée/
 is shipped under this certified true copy certificate


BILATERAL AGREEMENT ELIGIBILITY ATTACHMENT

Date: 05/JUN/2023

Form Tracking Number: 23551127479

FAA Eligibility for Part: 4951508
T-62T-40C14

USE TRUE CERTIFIED ORIGINAL DOCUMENTS ARE ON FILE AND AVAILABLE FOR REVIEW UPON REQUEST

1. Approving Civil Aviation Authority/Country: FAA/United States		2. AUTHORIZED RELEASE CERTIFICATE FAA Form 8130-3, AIRWORTHINESS APPROVAL TAG		3. Form Tracking Number: 191861	
4. Organization Name and Address: Ohlinger Industries, Inc. 1211 West Melinda Lane Phoenix AZ 85027 (OHRR712K)					
6. Item:	7. Description:	8. Part Number:	9. Quantity:	10. Serial Number:	11. Status/Work:
1	AIR INLET HOUSING	4504117B	1	09B23	REPAIRED
12. Remarks: AI RDE09007 R1 AI RDE08093 R1 SB-RSI-091 R1 SB-RSI-065 SPM 49-00-01 REV. 5 WORK ACCOMPLISHED PER PRATT AND WHITNEY MANUAL 40C14-2 C/I/R REV. 16 WORK ORDER: N/A WORK ACCOMPLISHED AND/OR SUPERVISED BY: ROBERT MILLER Certifies that the work specified in Block 11/12 was carried out in accordance with F.A.S.A. Part 145 and in respect to that work the product/article is considered ready for release to service under EASA Part 145 approval no. EASA 145.4708					
13a. Certifies the items identified above were manufactured in conformity to: <input type="checkbox"/> Approved design data and are in a condition for safe operation. <input type="checkbox"/> Non-approved design data specified in Block 12.					
13b. Authorized Signature:		13c. Approval/Authorization No.:		14a. <input checked="" type="checkbox"/> 14 CFR 43.9 Return to Service Other regulation specified in Block 12 Certifies that unless otherwise specified in Block 12, the work identified in Block 11 and described in Block 12 was accomplished in accordance with Title 14, Code of Federal Regulations, part 43 and in respect to that work, the items are approved for return to service.	
13d. Name (Typed or Printed):		13e. Date (dd/mm/yyyy):		14b. Authorized Signature: 	
13d. Name (Typed or Printed): WILLIAM WINEGARDNER		13e. Date (dd/mm/yyyy): 24/Apr/2023		14c. Approval/Certificate No.: OHRR712K	
User/Installer Responsibilities					
It is important to understand that the existence of this document alone does not automatically constitute authority to install the aircraft engine/propeller/article. Where the user/installer performs work in accordance with the national regulations of an airworthiness authority different than the airworthiness authority of the country specified in Block 1, it is essential that the user/installer ensures that his/her airworthiness authority accepts aircraft engine(s)/propeller(s)/article(s) from the airworthiness authority of the country specified in Block 1. Statements in Blocks 13a and 14a do not constitute installation certification. In all cases, aircraft maintenance records must contain an installation certification issued in accordance with the national regulations by the user/installer before the aircraft may be flown.					

1 国家 Country CHINA	2. 中国民用航空总局 CAAC <input type="checkbox"/> 符合性 Conformity <input checked="" type="checkbox"/> 适航性 Airworthiness		3 证书编号 Certificate Ref. No. 191861			
批准放行证书/适航批准标签 AUTHORIZED RELEASE CERTIFICATE/AIRWORTHINESS APPROVAL TAG						
4 单位 Organization: Ohlinger Industries Inc 1211 West Meinda Lane Phoenix, Arizona, USA 85027						
6 序号 Item	7 内容 Description	8 件号 Part No.	9 适用性 Eligibility	10 数量 Qty	11 系列号/批号 Serial/Batch No.	12 产品状态 Status/Work
1	AIR INLET	4504117B	NOT KNOWN	1	09B23	REPAIRED
13 备注 Remarks THIS CAAC FORM AAC-038 CORRECTS THE ERRORS IN BLOCK/S 12 OF CAAC FORM AAC-038 191861 DATED 24/Apr/2023 AND DOES NOT COVER CONFORMITY/CONDITION/RELEASE TO SERVICE. SB-RSI-065 SB-RSI-091 REV 1 AI RDE 08093 R1 RDE 09007 R1 HSPS SPM 490001 REV. 5 PRATT & WHITNEY CIR 40C14-2 REV 16						
14 新产品 New Parts 兹声明上述产品除第 13 项的其它规定以外, 已按照上述国家适航条例进行制造/检查, 并且该产品 (出口产品) 符合经批准的型号设计资料和进口国提出的相关要求。 Certifies that the Part(s) identified above except as otherwise specified in block 13 was (were) manufactured/inspected in accordance with the airworthiness regulations of the stated country and/or in the case of parts to be exported with the approved design data and with the notified special requirements of the importing country.						
15 使用过的产品 Used Parts 兹声明上述产品除第 13 项的其它规定以外, 已按照上述国家适航条例和进口国通知的特殊要求进行了工作, 该产品处于安全可用状态可以批准放行使用。 Certifies that the work specified above except as specified in block 13 was carried out in accordance with the airworthiness regulations of the stated country and the notified special requirements of the importing country and in respect to that work, the part (s) is (are) in condition for safe operation and considered ready for release to service. (over)						
16 批准人签名 Signature		18 批准日期 Date 10/Oct/2023				
19 中国民航总局授权 Issued by or on behalf of the CAAC Repair Station# F00100600						
17 批准人姓名 (打印的) Name DAWN WHITE						

AAC-038 (12/94)

*参阅产品目录详细查找适用性

Cross-check eligibility for more details with parts catalogue

1. Approving Civil Aviation Authority/Country: FAA/UNITED STATES		2. AUTHORIZED RELEASE CERTIFICATE FAA Form 8130-3, AIRWORTHINESS APPROVAL TAG PT10019NE		3. Form Tracking Number: 23549854086	
4. Organization Name and Address: PRATT & WHITNEY 3626 ROYAL SOUTH PKWY ATLANTA, GA 30348 US		SOUTHERN LOGISTICS CENTER		5. Work Order/Contract/ Invoice Number: 549854086 Page 1 of 4	
6 Item	7 Description	8 Part Number	9 Quantity	10 Serial Number	11 Status/Work
1	SPEED SENSOR ASSY, DUAL HALL EFFECT - IN	4504185D	80	2120285 2120286 2120287 2120288 2120289 2120290 2120291 2120292 2120293 2120294	NEW
12. Remarks: AIRWORTHINESS APPROVAL TSO: C77A ETSO: EASA JM 210.10017.121 This SPEED SENSOR ASSY is a subcomponent of a TSO authorization. This article meets the special requirements of Canada. Complied with all applicable Airworthiness Directives and Service Bulletins (including Alert Service Bulletins). For a complete list of eligibilities, reference the attached Bilateral Agreement Eligibility Attachment document.					
13a. Certifies the items identified above were manufactured in conformity to: <input checked="" type="checkbox"/> Approved design data and are in a condition for safe operation. <input type="checkbox"/> Non-approved design data specified in Block 12			14a. <input type="checkbox"/> 14-CAR 43.0 Return to Service <input type="checkbox"/> Other replacement specified in Block 12 Certifies that unless otherwise specified in Block 12, the work identified in Block 11 and described in Block 12 was accomplished in accordance with Title 14, Code of Federal Regulations, part 43 and in respect to that work, the same are approved for return to service.		
13b. Authorized Signature: 		13c. Approval/Authorization No.: ODA800004NE		14b. Authorized Signature:	
13d. Name (Typed or Printed): MYRA MITCHELL		13e. Date (dd/mm/yyyy): 22/MAR/2023		14c. Approval/Authorization No.:	
User/Installer Responsibilities:					
It is important to understand that the existence of this document alone does not automatically constitute authority to install the aircraft engine/propeller/article. Where the user/installer performs work in accordance with the national regulations of an airworthiness authority different than the airworthiness authority of the country specified in Block 1, it is essential that the user/installer ensures that he/her airworthiness authority accepts aircraft engine/propeller/article(s) from the airworthiness authority of the country specified in Block 1. Statements in Block 13a and 14a do not constitute installation certification. In all cases, aircraft maintenance record must contain an installation certification issued in accordance with the national regulations by the user/installer before the aircraft may be flown.					
The conditions and tests required for TSO approval of this article are minimum performance standards. It is the responsibility of those installing this article either on or within a specific type or class of aircraft to determine that the aircraft installation conditions are within the TSO standard. TSO articles must be approved for installation per the applicable airworthiness requirements.					

NSN: 0052 00-012 9005

Copie Certifiée - Certified True Copy
 Timbre - Stamp: **80996121**
 Nom - Name: **WJH RMAN**
 Signature:
 Date: **28, MAR, 2023**
 Quantité/Quantity: **60** de(s) **80**
 est expédié sous ce certificat de copie certifiée / is shipped under this certified true copy certificate.

1. Approving Civil Aviation Authority/Country: FAA/UNITED STATES	2.	AUTHORIZED RELEASE CERTIFICATE FAA Form 8130-3, AIRWORTHINESS APPROVAL TAG	3. Form Tracking Number: 23549854086
4. Organization Name and Address: PRATT & WHITNEY 3625 ROYAL SOUTH PKWY ATLANTA, GA 30349 US		PT10019NE SOUTHERN LOGISTICS CENTER	5. Work Order/Contract/ Invoice Number: 549854086

6. Item	7. Description:	8. Part Number:	9. Quantity:	10. Serial Number:	11. Status/Work	
1	SPEED SENSOR ASSY. DUAL HALL EFFECT - IN	4504185D	CONTD	2120295 2120296 2120297 2147409 2147410 2147411 2147412 2147413 2147414 2147415 2147416 2147417 2147418 2147419 2147420 2147421 2147422 2147423 2147424 2147425 2147426 2147427 2147428 2147429 2147430 2147431 2147432 2147433 2147434 2147435		NEW

12. Remarks (Cont):

CERTIFIED TRUE COPY
Signature: *[Handwritten Signature]*

13a. Certifies the items identified above were manufactured in conformity to: <input checked="" type="checkbox"/> Approved design data and are in a condition for safe operation. <input type="checkbox"/> Non-approved design data specified in Block 12.		13b. Authorized Signature: <i>[Handwritten Signature]</i>	
13c. Approval/Authorization No: ODA800004NE		13d. Date (dd/mm/yyyy): 22/MAR/2023	

User/Installer Responsibilities:
It is important to understand that the existence of this document alone does not automatically constitute authority to install the aircraft engine/propeller/aircraft. Where the user/installer performs work in accordance with the national regulations of an airworthiness authority different than the airworthiness authority of the country specified in Block 1, it is essential that the user/installer ensures that his/her airworthiness authority accepts aircraft engine(s)/propeller(s)/article(s) from the airworthiness authority of the country specified in Block 1. Statements in Block 13a and 14a do not constitute installation certification. In all cases, aircraft maintenance record must contain an installation certification issued in accordance with the national regulations by the user/installer before the aircraft may be flown.
The conditions and tests required for TSO approval of this article are minimum performance standards. It is the responsibility of those installing this article either on or within a specific type or class of aircraft to determine that the aircraft installation conditions are within the TSO standard. TSO articles must be approved for installation per the applicable airworthiness requirements.
FAA Form 8130-3(02-14)

1. Approving Civil Aviation Authority/Country:
FAA/UNITED STATES

2.

AUTHORIZED RELEASE CERTIFICATE

FAA Form 8130-3, AIRWORTHINESS APPROVAL TAG
PT10019NE

3. Form Tracking Number:
23549854086

4. Organization Name and Address:
PRATT & WHITNEY
3625 ROYAL SOUTH PKWY
ATLANTA, GA 30349 US

SOUTHERN LOGISTICS CENTER

5. Work Order/Contract/ Invoice Number:
549854086
Page 3 of 4

6. Item | 7. Description:

1 SPEED SENSOR ASSY, DUAL HALL EFFECT - IN

8. Part Number:
4504185D

9. Quantity:
CONTD

10. Serial Number:

11. Status/Work
NEW

2147436
2147437
2147438
2147439
2147440
2147441
2147442
2147443
2147444
2147445
2147446
2147447
2147448
2147449
2147450
2147451
2147452
2147453
2147454
2147455
2147456
2147457
2147458
2147459
2147460
2147461
2147462
2147463
2147464
2147465

12. Remarks (Cont):

CERTIFIED TRUE COPY

Signature: *[Handwritten Signature]*

13a. Certifies the items identified above were manufactured in conformity to:
 Approved design data and are in a condition for safe operation,
 Non-approved design data specified in Block 12.

13b. This is a CTR (42.9) repair to service. Other repairs specified in Block 12. Other repairs specified in Block 12. The work described in Block 12 was accomplished in accordance with the applicable Federal Aviation Regulations, Part 43 and in respect to that work, the items are approved for repair to:

13b. Authorized Signature:
[Handwritten Signature]
13d. Name (Typed or Printed):
MYRA MITCHELL

13c. Approval/Authorization No:
ODAB00004NE
13e. Date (dd/mm/yyyy):
22/MAR/2023

14a. Authorized Signature:
14b. Approval/Certificate No:
14c. Date (dd/mm/yyyy):

User/Installer Responsibilities:
It is important to understand that the existence of this document alone does not automatically constitute authority to install the aircraft engine/propeller/article. Where the user/installer performs work in accordance with the national regulations of an airworthiness authority different than the airworthiness authority of the country specified in Block 1, it is essential that the user/installer ensures that higher airworthiness authority accepts aircraft engine(s)/propeller(s)/article(s) from the airworthiness authority of the country specified in Block 1. Statements in Block 13a and 14a do not constitute installation certification. In all cases, aircraft maintenance record must contain an installation certification issued in accordance with the national regulations by the user/installer before the aircraft may be flown.
The conditions and tests required for TSO approval of this article are minimum performance standards. It is the responsibility of those installing this article either on or within a specific type or class of aircraft to determine that the aircraft installation conditions are within the TSO standard. TSO articles must be approved for installation per the applicable airworthiness requirements.
FAA Form 8130-3(02-14)

1. Approving Civil Aviation Authority/Country:
FAA/UNITED STATES

2.

AUTHORIZED RELEASE CERTIFICATE

FAA Form 8130-3, AIRWORTHINESS APPROVAL TAG

3. Form Tracking Number:
23549854086

4. Organization Name and Address:
PRATT & WHITNEY
3825 ROYAL SOUTH PKWY
ATLANTA, GA 30349 US

PT10019NE

SOUTHERN LOGISTICS CENTER

5. Work Order/Contract/ Invoice Number:
549854086
Page 4 of 4

6. Item	7. Description	8. Part Number	9. Quantity	10. Serial Number	11. Status/Work
1	SPEED SENSOR ASSY, DUAL HALL EFFECT - IN	4504185D	CONTD	2147466 2147467 2147468 2147469 2147470 2147471 2147472 2147473 2147474 2147475	NEW

12. Remarks (Cont):

CERTIFIED TRUE COPY
Signature: *[Handwritten Signature]*

13a. Certifies the items identified above were manufactured in conformity to:
 Approved design data and are in a condition for safe operation.
 Non-approved design data specified in Block 12.

13b. FAA Form 8130-3 Return to Service Other (regulation specified in Block 12)
Certifies that unless otherwise specified in Block 12, the work identified in Block 11 and described in Block 12 was accomplished in accordance with 14 CFR, Code of Federal Regulations, Part 43 and 43.422, that the work was performed approved for return to service.

13b. Authorized Signatory:
[Handwritten Signature]

13c. Approval/Authorization No.:
ODAB00004NE

13d. Name (Typed or Printed):
MYRA MITCHELL

13e. Date (dd/mm/yyyy):
22/MAR/2023

14a. Authorized Signature:

14c. Approval Certificate No.:

14d. Name (Typed or Printed):

14e. Date (dd/mm/yyyy):

User/Installer Responsibilities:

It is important to understand that the existence of this document alone does not automatically constitute authority to install the aircraft engine/propeller/article. Where the user/installer performs work in accordance with the national regulations of an airworthiness authority different than the airworthiness authority of the country specified in Block 1, it is essential that the user/installer ensures that his/her airworthiness authority accepts aircraft engine(s)/propeller(s)/article(s) from the airworthiness authority of the country specified in Block 1. Statements in Block 13a and 14a do not constitute installation certification. In all cases, aircraft maintenance record must contain an installation certification issued in accordance with the national regulations by the user/installer before the aircraft may be flown.

The conditions and tests required for TSO approval of this article are minimum performance standards. It is the responsibility of those installing this article either on or within a specific type or class of aircraft to determine that the aircraft installation conditions are within the TSO standard. TSO articles must be approved for installation per the applicable airworthiness requirements.

BILATERAL AGREEMENT ELIGIBILITY ATTACHMENT

Date: 22/MAR/2023

Form Tracking Number: 23549854086

FAA Eligibility for Part: 4504185D
T-62T-40C14

CERTIFIED TRUE COPY
Signature: 

1. Approving Civil Aviation Authority/Country:
 FAA / UNITED STATES

2. Form Tracking Number:
 130321

3. Form Tracking Number:
 130321

4. Organization Name and Address:
 Aerospace Systems and Components, Inc 5201 East 36th St. North, Wichita, KS 67220-3206
 CERT. NO: OI2R058L

5. Work Order/Contract/Invoice Number: 225006	11. Status/Work: REPAIRED
6. Item: 1	7. Description: ANTI-SURGE VALVE ASSEMBLY
8. Part Number: 2601-18 4950899	9. Quantity: 1
10. Serial Number: 1365	

12. Remarks: The Service Order prescribing the actual work performed is attached and is identified with the same number as found in block 3 above. The prescribed work was performed in accordance with:

Component Maintenance Manual Number: 49-52-07 REV 3 OCT 1/20

TSN: UNK CSN: UNK TSR: 0.00
 TSO: UNK

"Aerospace Systems & Components certifies that the work specified in Blocks 11 and 12 was performed in accordance with EASA part 145 approval, and with respect to that work, the aircraft component is considered ready for release to service under EASA approval number: EASA.145.4062."

13a. Certifies the items identified above were manufactured in conformity to:

Approved design data and are in condition for safe operation.

Non-approved design data specified in Block 12.

14a. 14 CFR 43.9 Return to Service Other regulation specified in Block 12

14b. Authorized Signature: *Amanda Chavez*

14c. Approval/Certificate No.: OI2R058L

13b. Authorized Signature:

13c. Approval/Authorization No.:

13d. Name (Type or Printed): Amanda Chavez

13e. Date (dd/mm/yyyy): 21 Dec 2023

USER / INSTALLER RESPONSIBILITIES

It is important to understand that the existence of this document alone does not automatically constitute authority to install the aircraft engine/propeller/article.

Where the user/installer performs works in accordance with the national regulations of an airworthiness authority different than the airworthiness authority of the country specified in block 1, it is essential that the user/installer ensures that his/her airworthiness authority accepts aircraft engine(s)/propeller(s)/article(s) from the airworthiness authority of the country specified in Block 1.

Statements in block 13a and 14a do not constitute installation certification. In all cases, the aircraft maintenance record must contain an installation certification issued in accordance with the national regulations by the user/installer before the aircraft may be flown.

FAA Form 8130-3 (02-14)

NSN: 0052-00-012-9005

3. Form Tracking Number:
2355059963A

5. Work Order/Contract Invoice Number:
55059663

AUTHORIZED RELEASE CERTIFICATE

FAA Form 8130-3, AIRWORTHINESS APPROVAL TAG
Southern Legistics Center

4. Organization Name and Address:
Pratt & Whitney
3625 Royal South Pkwy
Atlanta, GA 30349 USA

6. Item: 7. Description: 8. Part Number: 9. Quantity: 10. Serial Number: 11. Status Work:

1st SEAL CARBONFACE 4951586 38 NEW

12. Remarks: Page 1 of 2 AIRWORTHINESS APPROVAL TAG: C77A ETNO: EASA:ENL210.10017321

This SEAL CARBONFACE is a subcomponent of a TSO authorization. This article meets the special requirements of Canada. Complied with all applicable Airworthiness Directives and Service Bulletins (including Alert Service Bulletins). For a complete list of eligibilities, reference the attached Bilateral Agreement Eligibility Attachment document.

The FAA Form 8130-3 corrects the error in Block 10 of the FAA Form 8130-3 Tracking Number: 2355059963, dated 04 MAY 2023, and does not ever retroactively enable non-eligible items.

This is the certification statement for the articles listed in the attached document dated 15 JUN 2023, containing page 2.

- 13a. Certifies the items identified above were manufactured in conformity to:
- Approved design data and are in a condition for safe operation.
 - Non approved design data specified in Block 12.

13b. Authorized Signature: [Signature] EC Approval/Authorization No.: ODA800004NF

13c. Name (Typed or Printed): EVAN BRENNAN-WHITE

13d. Date (dd/mm/yyyy): 15/JUN/2023

User/Installer Responsibilities

It is important to understand that the existence of this document alone does not automatically constitute authority to install the aircraft engine/propeller/article. Where the user/installer performs work in accordance with the national regulations of an airworthiness authority different than the airworthiness authority of the country, specified in Block 1, it is essential that the user/installer ensures that his/her airworthiness authority accepts aircraft engine(s)/propeller(s)/article(s) from the airworthiness authority of the country specified in Block 1.

Statements in Blocks 13a and 13d do not constitute installation certification. In all cases, aircraft maintenance records must contain an installation certification issued in accordance with the national regulations by the user/installer before the aircraft may be flown.